

## REMOTE DISPLAYS



# KAZEL

**KAZEL** was established in Wilmington, Delaware in 2018 as a subsidiary of RGB TECHNOLOGY due to an increasing demand for our displays in the USA and the need of making the business easier and smoother for our American Customers.

As a manufacturer, we guarantee short delivery times, competitive prices, full after sale service, plus the availability of spare parts from our stock.



# RGB TECHNOLOGY

**RGB TECHNOLOGY** located in the middle of the Baltic Coast, has been one of the leading European manufacturers of LED Displays for various industrial and commercial applications since 2005. We focus on remote displays for truck scales, process displays, digital clocks, price change displays for gas stations, as well as text and graphic displays and pharmacy crosses.

We have been trusted by hundreds of Customers around the Globe and we have proved that our devices are reliable, our service is comprehensive, and the delivery is efficient.

In 2019 we opened a new facility of 37,000 sq ft, which allowed us to increase production capacity and shorten lead times.





# THE FACTORY

**RGB TECHNOLOGY** constantly invests in state-of-the-art machinery and modern technologies in order to boost the efficiency of production processes, improve the quality, as well as, be equipped to introduce new lines of devices.

Thanks to our team of designers, engineers and programmers, we are able to create new projects and manufacture customised displays within a short period of time.

The devices are made from scratch, including SMT assembly, CNC cutting, bending and welding housings, up to tightening the very last screw.





# RESEARCH & DEVELOPMENT

Our R&D team continuously work towards improvement of our existing devices, as well as, designing new ones responding to the market needs.

We introduce the latest solutions, following the technology developments so that our displays are always up-to-date.

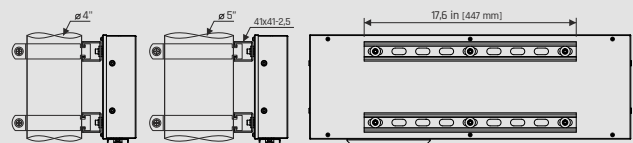
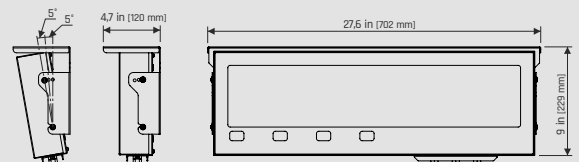
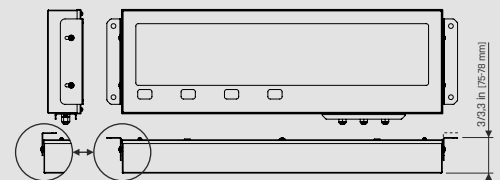
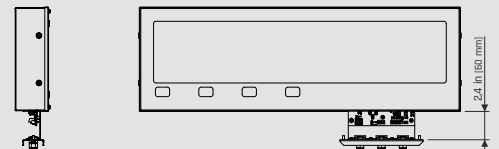
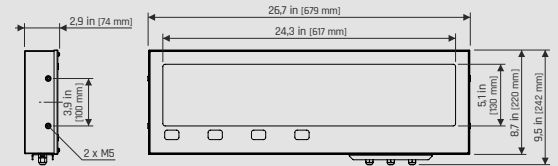
All new devices are created in-house from the very first concept, through designing LED modules, PCBs, controllers and housings, to releasing dedicated applications to configure, personalise and manage them.



# RM-470



- Super bright red LEDs with a wide reading angle
- Digit height: 4.7 in, Five digit fonts
- Standard full 40x8 pixels matrix displays all printable ASCII characters
- Annunciator lights
- Automatic brightness adjustment
- Durable powder-coated mild steel housing
- Wall mounting plates as standard
- Optional weather hood / visor or pole mounting kit
- Weather-tight finish (protection class IP65)
- Drop-down electronics carriage for quick and easy installation and service
- Standard communication via RS-232, RS-485/422 or Ethernet interface
- Communication status lights
- Data transfer rate: 300 - 230400 bps
- Automatic detection of communication protocol
- Compatibility with all weighing indicators
- Operating temperature range -13°F ÷ +158°F
- Power supply: 110-240VAC 47-63Hz
- Average power consumption: 7W
- Dimensions: (W x H x D) 26.7 x 8.7 x 2.9 in / 67.9 x 22.0 x 7.4 cm
- Weight: 11 lb / 5.0 kg
- Warranty: 3 years

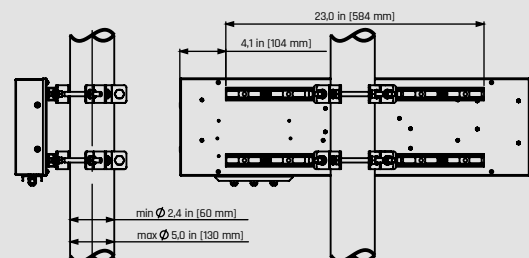
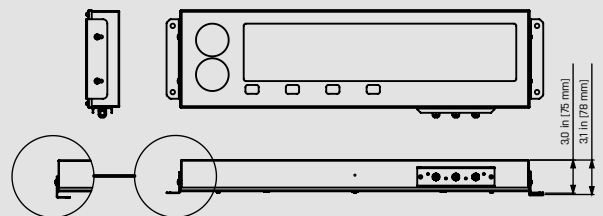
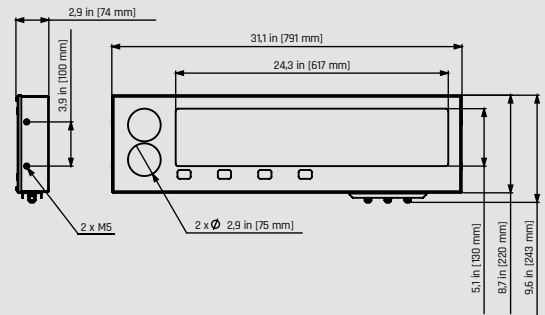


# RM-470TL STOP & GO

**NEW**



- Super bright red and green LEDs with a wide reading angle
- Standard full 40x8 pixels matrix displays all printable ASCII characters
- Digit height: 4.7 in, Five digit fonts
- 2.8 in traffic lights with an option to display arrows
- Annunciator lights
- Automatic brightness adjustment
- Durable powder-coated mild steel housing
- Wall mounting plates as standard
- Optional weather hood / visor or pole mounting kit
- Weather-tight finish (protection class IP 65)
- Drop-down electronics carriage for quick and easy installation and service
- Standard communication via RS-232, RS-485/422 or Ethernet interface
- Optional dry-contact control of traffic lights
- Communication status lights
- Data transfer rate: 300 - 230400 bps
- Automatic detection of communication protocol
- Compatibility with all weighing indicators
- Operating temperature range -13°F ÷ +158°F
- Power supply: 110-240VAC 47-63Hz
- Average power consumption: 7W
- Dimensions: (W x H x D) 31.1 x 8.7 x 2.9 in / 79.1 x 22.0 x 7.4 cm
- Weight: 14.5 lb / 6.6 kg
- Warranty: 3 years



# WA-2 PROFESSIONAL



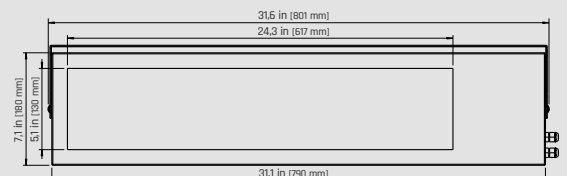
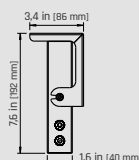
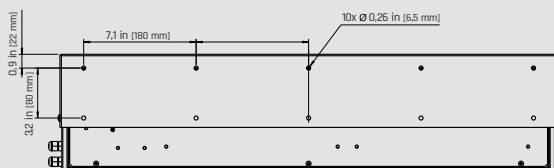
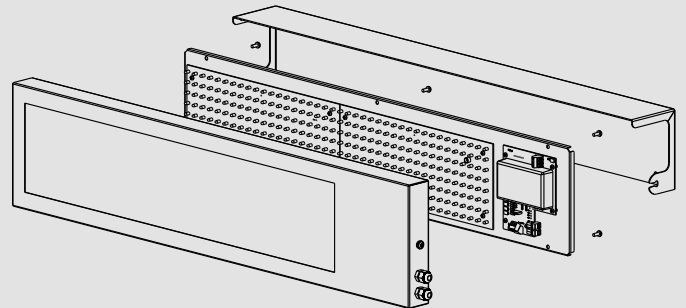
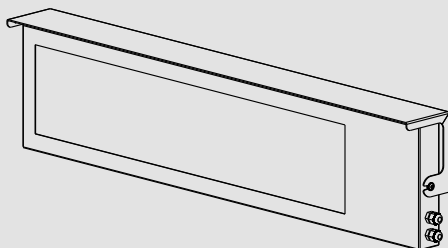
- Super bright red LEDs with a wide reading angle
- Digit height: 4.7 in, Five digit fonts
- Automatic brightness adjustment
- Durable powder-coated mild steel housing
- Optional stainless steel housing for critical areas
- Weather-tight finish (protection class IP65)
- Standard communication via RS-232 or RS-485 interface
- Ethernet interface optional
- Data transfer rate: 300 - 230400 bps
- Automatic detection of communication protocol
- Compatibility with all weighing indicators
- Operating temperature range -13°F ÷ +158°F
- Power supply: 110-240VAC 47-63Hz or optional 24VDC
- Average power consumption: 8W
- Dimensions: (W x H x D) 36.1 x 7.1 x 1.6 in / 80.1 x 18.0 x 4.0 cm
- Weight: 13.2 lb / 6.0 kg
- Warranty: 3 years



**WA-2 PROFESSIONAL**



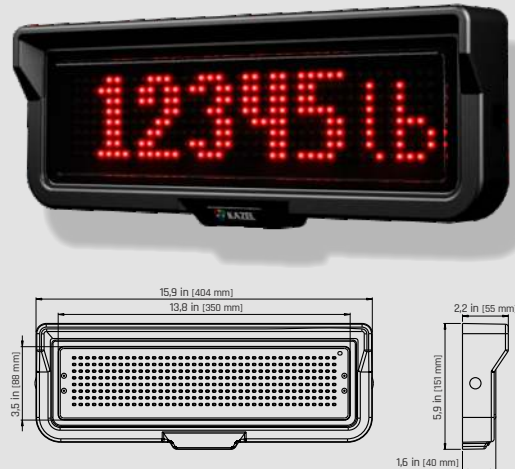
**WA-2 PROFESSIONAL INOX**





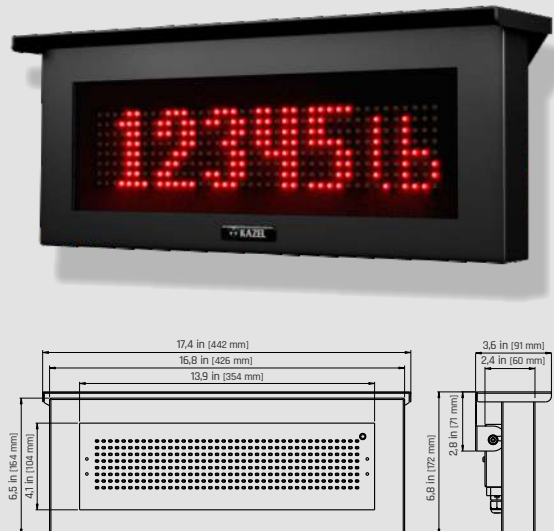
# WA-1 MINI

- Automatic recognition of communication protocol
- Compatible with all weighing indicators
- Polycarbonate housing IP66
- Super bright LEDs with a wide viewing angle
- Automatic brightness adjustment
- Excellent for indoor and outdoor use
- Alphanumeric display
- Dedicated software for advanced settings
- Compact size and light weight
- Dimensions (W x H x D) 15.9 x 5.9 x 1.6 in / 40.4 x 15.1 x 4.0 cm
- Warranty: 2 years



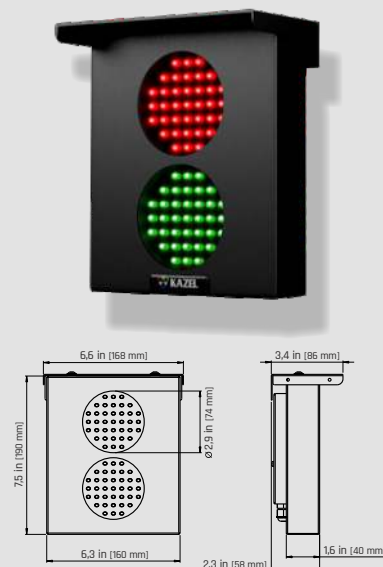
# WA-1 OPTIMA

- Automatic recognition of communication protocol
- Compatible with all weighing indicators
- Powder coated steel housing
- Super bright LEDs with a wide viewing angle
- Automatic brightness adjustment
- Alphanumeric display
- Dedicated software for advanced settings
- Dimensions (W x H x D) 16.8 x 6.5 x 2.4 in / 42.6 x 16.4 x 6.0 cm
- Warranty: 2 years



# TRAFFIC LIGHTS TL-70-2

- Powder coated steel housing
- Ingress protection IP65
- Ultra bright LEDs with automatic brightness adjustment
- Manual operation by dry contact relays
- Automatic operation with enabled weighing terminals
- Standard interfaces RS-232, RS-485/422, digital CL 0/20mA
- Optional Ethernet interface
- Power supply 110-240VAC or optional 24VDC
- Dimensions (W x H x D) 6.6 x 7.5 x 3.4 in / 16.8 x 19.0 x 8.6 cm
- Warranty: 3 years



# SOFTWARE

- We have developed our dedicated **WagSet 3** software for advanced configuration of remote displays.
- Settings such as transmission parameters, communication protocol, network details, weight units or character font can be defined and/or adjusted.
- Alerts for overload, underload, instability, etc. can be entered.
- An advertising text can also be added and displayed when the scale is not in use.
- The newest version can be downloaded from our website at [www.kazel-displays.com](http://www.kazel-displays.com)



# WEB BROWSER

RM-470 and RM-470TL remote displays are equipped with a network communication module (the Ethernet module) which allows intuitive configuration of the device via the embedded web panel.


The following actions can be performed:

- Changing the network settings and access details,
- Selecting the communication protocol,
- Checking the firmware version,
- Updating firmware,
- Restoring the factory settings.



# WIRELESS

Wireless transceivers form a system that enables distant communication between connected devices which is a particularly practical solution in areas where a wired connection is not possible or not cost effective. Straightforward and fast in field installation, up to one mile outdoor line of sight range, NEMA 4 / IP65 weatherproof enclosure for harsh environments. RS-232 and RS-485 at baud rates from 1200 to 230400, 8 system IDs available.





# PRODUCT COMPARISON

| FEATURE                     | WA-1 MINI  | WA-1 OPTIMA                                      | WA-2 PRO<br>WA-2 PRO INOX                             | RM-470  | RM-470TL  |
|-----------------------------|--|--|---|---|---|
| Enclosure                   | Polycarbonate  | Steel Casing<br>(powder coated)                  | Steel Casing<br>(powder coated or<br>stainless steel) | Steel Casing<br>(powder coated)                   |   |
| Power supply                | mains supply 100 ÷ 240 VAC only  |  |   |   |   |
| Digit height                | 2.4 in / 6 cm  |  | 4.7 in / 12 cm  |   |   |
| LEDs                        | SMD super bright, red,<br>wide viewing angle   |  | THT super bright, red,<br>wide viewing angle          |   |   |
| Viewing distance            | 82 ft / 25 m   |  | 164 ft / 50 m   |   |   |
| Display type                | Matrix 40 x 8 pixels   |  |   |   |   |
| Displaying options          | Digits, letters, and special characters (several fonts available)  |  |   |   |   |
| Traffic Lights              | no   |  |   |   | yes, including arrows                             |
| Usage                       | Outdoor and indoor   |  |   |   |   |
| Ingress Protection          | IP 66  | IP 65  |   |   |   |
| Operating temperature       | -13°F ÷ +140°F<br>-25°C ÷ +60°C  | -13°F ÷ +158°F<br>-25°C ÷ +70°C                  |   |   |   |
| Standard interfaces         | Two-way RS-485<br>One-way RS-422<br>One-way RS-232 (with opto-isolation)<br>One-way CL 0/20mA digital current loop (with opto-isolation)   |  |   |   |   |
| Ethernet interface          | Optional Two-way Ethernet IEEE 802.3<br>(TCP and UDP connection)   |  |   | *Ethernet<br>as standard                          |   |
| Brightness control          | Automatic and manual   |  |   |   |   |
| Displaying advertising text | YES, text entered in the following languages<br>EN, PL, RU, DE, CZ, SK, HU, UA, LT, LV, NO, SE, FR, NL, BG, RO, ES, TR, FI<br>displayed in the situations defined by user, e.g. measurement equals zero.<br>Option to enter special characters (currencies, arrows, etc) |  |   |   |   |
| Configuration software      | WagSet 3   |  |   |   |   |
| Dimensions                  | 15.9 in x 5.9 in<br>40.4 cm x 15.1 cm  | 16.8 in x 6.5 in<br>42.6 cm x 16.4 cm            | 36.1 in x 7.1 in<br>80.1 cm x 18.0 cm                 | 26.7 in x 8.7 in<br>67.9 cm x 22.0 cm             | 31.1 in x 8.7 in<br>79.1 cm x 22.0 cm             |
| Thickness                   | 1.6 in / 4.0 cm  | 2.4 in / 6.0 cm<br>(incl. visor 3.6 in / 9.1 cm) | 1.6 in / 4.0 cm<br>(incl. visor 3.4 in / 8.6 cm)      | 2.9 in / 7.4 cm<br>(incl. visor 4.7 in / 12.0 cm) | 2.9 in / 7.4 cm<br>(incl. visor 4.7 in / 12.0 cm) |
| Weight                      | 3.3 lb / 1.5 kg  | 6.6 lb / 3.0 kg                                  | 13.2 lb / 6.0 kg                                      | 11.0 lb / 5.0 kg<br>(not including accessories)   | 14.5 lb / 6.6 kg<br>(not including accessories)   |
| Average power consumption   | 5 W  |  | 8 W   | 7 W   |   |

# REALIZATIONS



## PRODUCT CLOSE-UPS







**KAZEL LLC**  
1000 N West Street, Suite 1200  
Wilmington, DE 19801

M: +1 203 580 8788  
office@kazel-displays.com  
www.kazel-displays.com

## Contact

### Remote Displays

M: +1 203 580 8788

sales@kazel-displays.com

